



5011MNdU

15" bass driver

Nominal Diameter	15" / 38 cm
Rated Impedance	8
Sensitivity	97 dB SPL
Power Handling Capacity	500 W AES
SPL max (continuous)	121 dB SPL
Usable frequency range	40 - 2000 Hz
Speaker net mass	4.8 kg



Architecture highlights :

- Natural convection Intercooling System
- Neodymium magnet system with symmetric BL(x) and Le(x) characteristics
- High compliance double half-roll fabric surround
- Ultra light injection molded basket

Motor architecture

Magnet material	-	Nd
Voice coil diameter	mm	77
Voice coil length	mm	20
Air gap height	mm	10

Typical characteristics

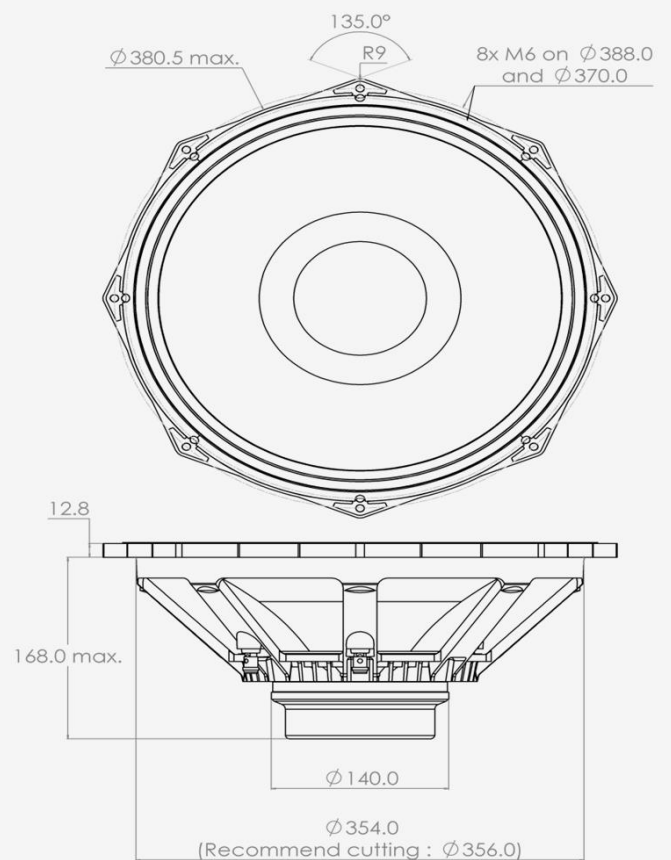
Rated impedance	Z	Ω	8
Half space sensitivity (1W@1m)	-	dB SPL	97.0
Usable freq. range	-	Hz	40 - 2000
Power handling capacity (AES)	-	W	500
Max Sound Pressure Level	SPL _{max}	dB SPL	121
Min. impedance modulus	Z _{min}	Ω @Hz	6.8@210
Voice-coil inductance @ 1kHz	Le _{1k}	mH	1.689
Voice-coil inductance @ 10kHz	Le _{10k}	mH	0.695
BL product	BL	N/A	23.7
Moving mass	Mms	kg	0.120

Thiele-Small parameters

Resonance frequency	Fs	Hz	38 (± 5)
DC Resistance	Re	Ω	5.6 (± 0.6)
Mechanical quality factor	Qms	1	3.54
Electrical quality factor	Qes	1	0.28
Total quality factor	Qts	1	0.26
Suspension compliance	Cms	10^{-6} .m/N	150
Effective piston area	Sd	m ²	0.0892
Equivalent Cas air load	Vas	m ³	0.1690
Max linear excursion	Xmax	mm	± 7.5
Linear displacement volume	Vd	10^{-3} .m ³	0.6690
Reference efficiency	η_0	%	3.1
Unity load volume	Vas.Qts ²	10^{-3} .m ³	11.5

Absolute maximum ratings

Short term max. input voltage	Vmax	V	125
Max.excursion before damage	Xdam	mm	± 16.0
Ambient operating temperature	Ta	$^{\circ}$ C	-10 to +50
Storage temperature		$^{\circ}$ C	-20 to +70
Environmental withstanding			tropical



Mounting information

Air volume occupied by the driver	10^{-3} .m ³	4.40
Speaker net mass	kg	4.80
Baffle cut-out diameter (front mounting)	mm	356.0
Bolt number & Metric diameter	-	8x M6
Bolt circle diameter	mm	370 & 388
Max overall dimension (on ears)	mm	406.5
Max overall dimension (out of ears)	mm	380.5
Flange height	mm	13.0
Max magnet diameter	mm	140.0
Max depth (front mounting)	mm	168.5
Recommended reflex box	Lts / Hz	-
Electrical connection		$\varnothing 4$ mm Push buttons

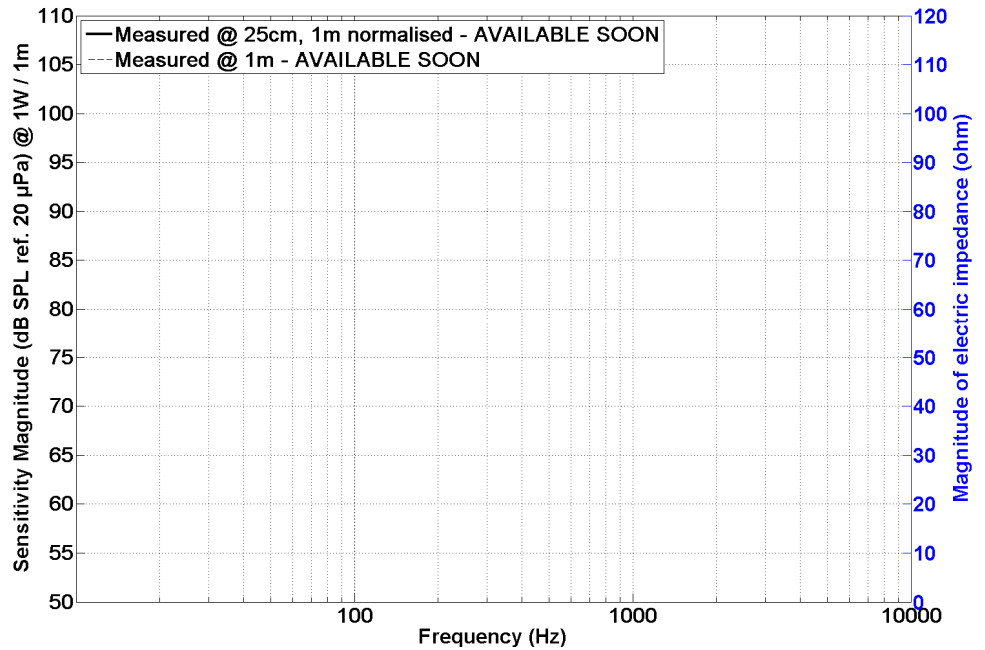


5011MNdU

15" bass driver

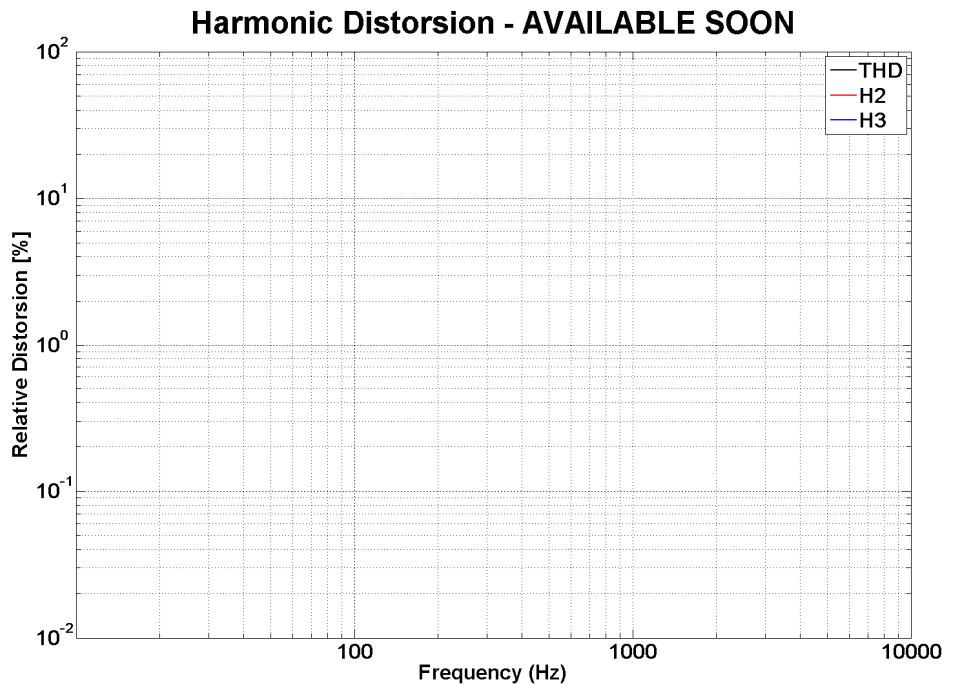
SPL curves measured on CEI standard baffle :

- . at 25 cm, normalised 1 m
- . at 1 m for reference
- . Graph amplitude = 60 dB (PHL Audio standard)



HD curve measured on CEI standard baffle :

- . at 1 meter
- . at power = $P_{AES} / 4$
- . Graph amplitude 0.01 % to 100 % (PHL Audio standard for $P_{AES}/4$)



Non linear curves measured thanks to Klippel software and hardware, in free air

